

Dossier de développement

Emulateur douchette code barre - Simulateur tags

30/06/2015



Application réalisée par .

tel : .
fax : .

Partie 1

En-tête

ECOLOGISTICS

ECO_SCAN

Interface utilisateur

EMULATEUR DOUCHETTE CODE BARRE
SIMULATEUR DE TAGS

Partie 2

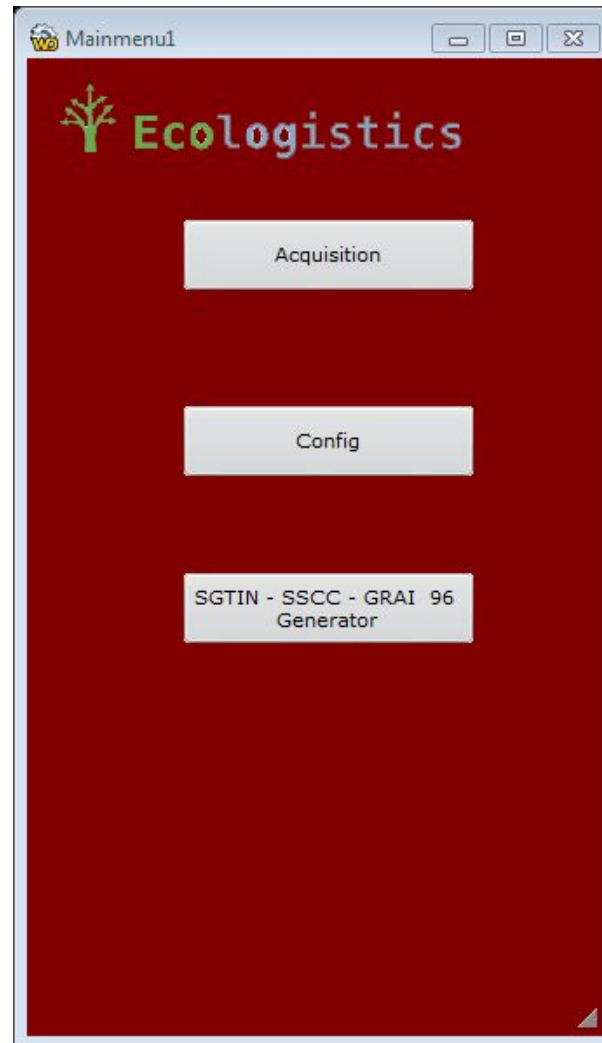
Projet

Partie 3

Fenêtre WinDev

FEN_Mainmenu1

Image



FEN_Aquisition1

Image



FEN_Config1

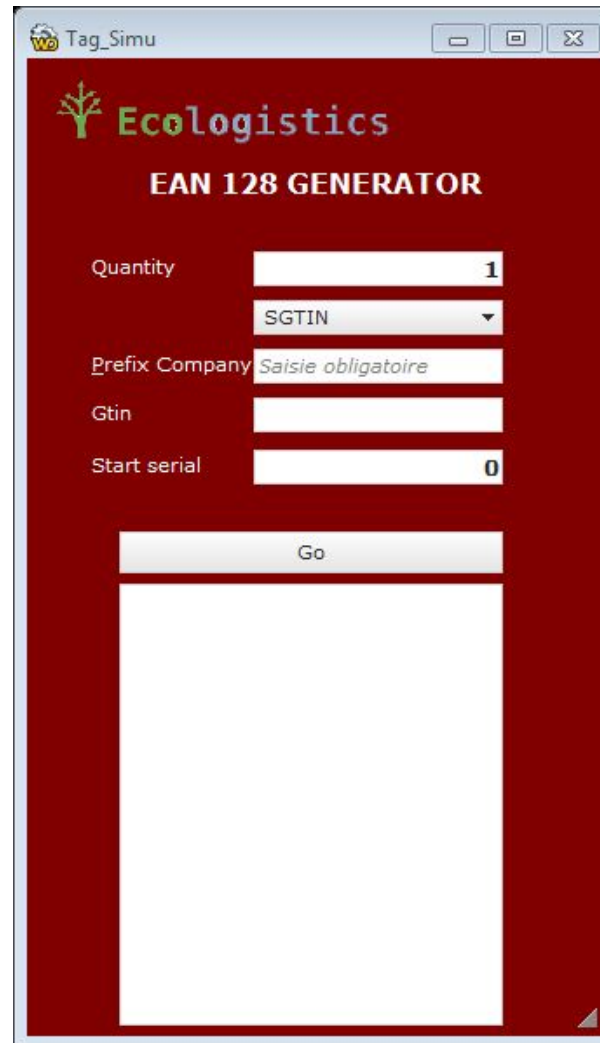
Image

The screenshot shows a configuration window titled 'Config1' with a dark red background. At the top left is the 'EcoLogistics' logo. The interface includes the following elements:

- IP ALE**: A text input field.
- Scénario**: A dropdown menu currently displaying 'Mayonnaise factory'.
- N° Read Point**: A text input field.
- Proxy**: A checkbox that is currently unchecked.
- Adr_proxy**: A text input field.
- Port_proxy**: A text input field.
- Login Proxy**: A text input field.
- Psw Proxy**: A text input field.
- Save**: A button located at the bottom center of the window.

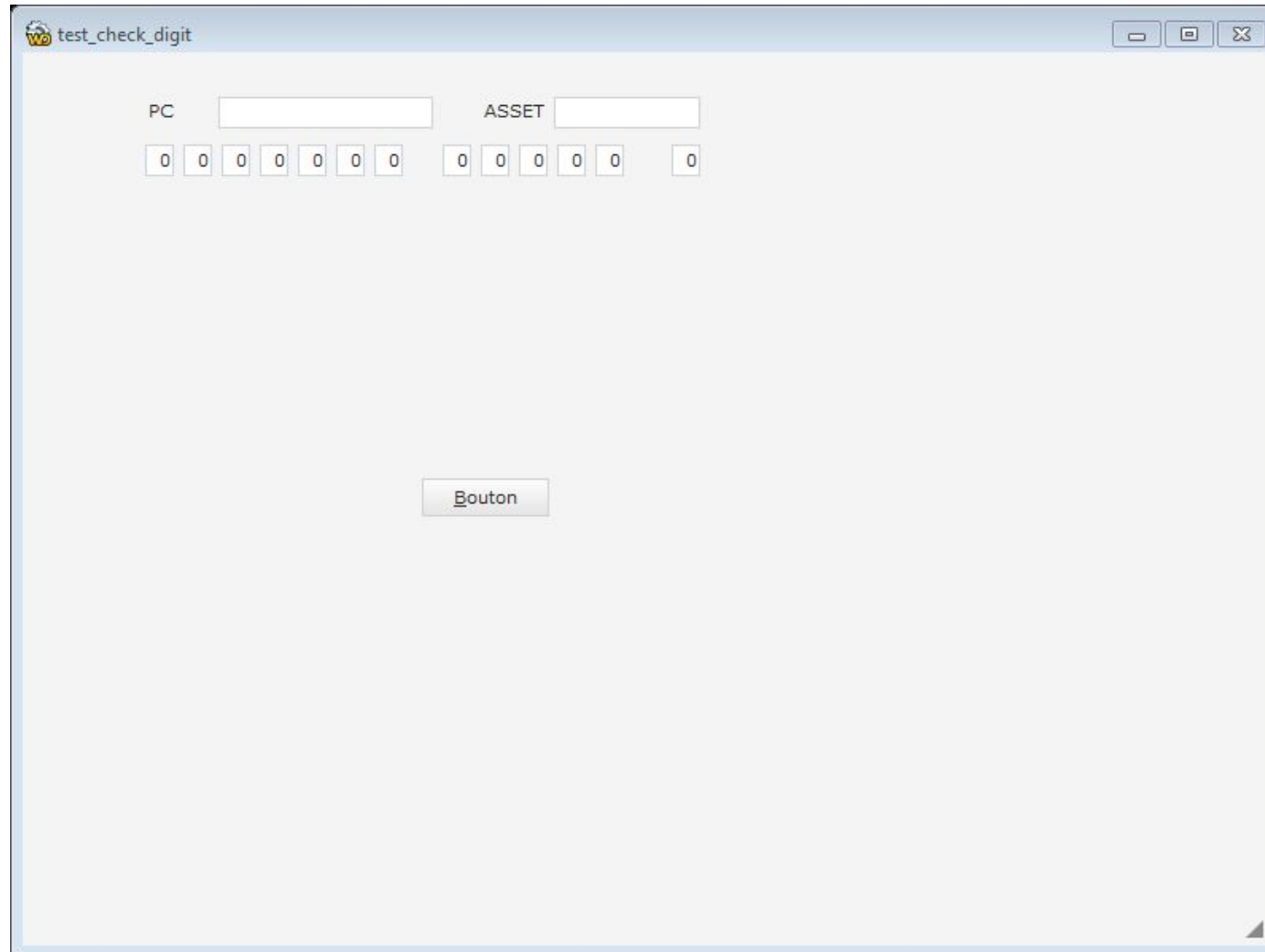
FEN_Tag_Simu

Image



FEN_test_check_digit

Image



Partie 4

Table des matières

Table des matières

Projet ECO_SCAN

3 En-tête Partie 1

3 ○ **En-tête**

5 Projet Partie 2

7 Fenêtre WinDev Partie 3

7 ○ **FEN_Mainmenu1**

7 ○ Image

8 ○ **FEN_Aquisition1**

8 ○ Image

9 ○ **FEN_Config1**

9 ○ Image

10 ○ **FEN_Tag_Simu**

10 ○ Image

11 ○ **FEN_test_check_digit**

11 ○ Image